



Attention: Please read the following instructions carefully to ensure that mounting operation will be carried out in the right way .These instructions should be properly preserved for future reference.

I. Main construction Data

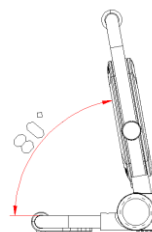
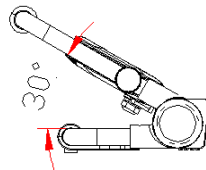
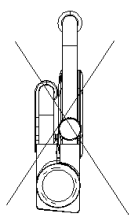
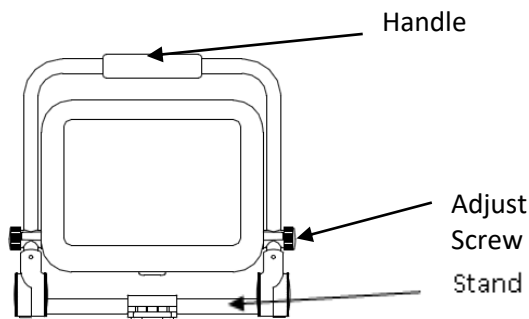
Rated power	50W
Supply current	Max. 250 mA
Power factor	>0,9
Tempered glass	213,2*161,2*4 mm
Weight	2,1 kg
Maximum Projected area	981 cm ²
Dimensions	318*76*308 mm

Electric shock protection class: I
 External light protection class: IP54
 Lamp socket size:LED
 Rated voltage: 220-240V~ 50/60Hz

II .Safety instructions

1. Before mounting and maintenance please make sure that the electrical supply has been switched off to avoid electric shock.
2. The lamp must be earthed.
3. The power cord must be VDE-certified H07RN-F 3x1.0mm² waterproof cable.
4. Replace any cracked protective shield.
5. If the external wire or power cord of this luminaire is damaged, it shall be exclusively replaced by the manufacturer or his service agent or a similar qualified person to avoid the hazard.
6. Check if the stand is stable and it has a firm footing. Ensure cable is not touching any sharp objects and the mains plug connector is adequately protected against rain or moisture. Now your lamp is ready for use.
7. Please pay attention to that do not touch the back of lampbody while working.

CAUTION: The light source of lamp can not be replaced, please replace a whole new lamp if the light source broken



This marking indicates that this product should not be disposed with other household wastes throughout the EU. To prevent possible harm to the environment or human health from uncontrolled waste disposal, recycle it responsibly to promote the sustainable reuse of material resources. To return your used device, please use the return and collection systems or contact the retailer where the product was purchased. They can take this product for environmental safe recycling.